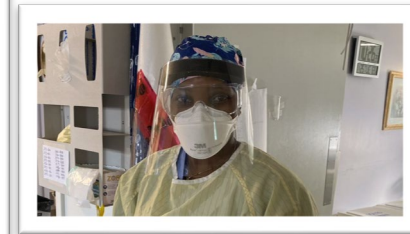




Quick Facts for 2022-2023



- 168 Patient Beds
- 29,000 Emergency Visits
- 19,900 Brockville Assessment Centre Visits
- 8,600 Surgical Procedures
- 48,864 Diagnostic Imaging Exams
- 29,700 Ambulatory Visits
- 4,500 Medical/Surgical Admissions
- 1,500 Mental Health Admissions
- 200 Rehabilitation Admissions
- 400 Complex Medical Management Admissions
- 315 Births



- ★ The Canadian Institute for Health Information highlighted that Brockville General's Emergency Department wait times are one of the lowest across the province. In addition, Brockville General is one of the safest hospitals in Southeastern Ontario.



Watch our Year in Review video at www.brockvillegeneralhospital.ca/AnnualReport

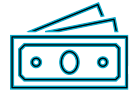
Quick Facts for 2022-2023



- 317 Medical Staff Credentialed
- 591 Nurses and Allied Health
- 239 Support Staff
- 188 Administrative Staff
- 195 Volunteers



★ Over 76% of staff rated Brockville General as a great workplace.



| | |
|-------------------------------|---------------|
| Total Operating Revenue | \$121,281,840 |
| Ministry of Health Allocation | \$97,125,262 |
| Patient Services | \$16,553,363 |
| Other Revenue | \$ 7,623,215 |
| Total Operating Expenses | \$121,281,840 |
| Staffing | \$85,902,410 |
| Supplies and Other Expenses | \$25,932,818 |
| Amortization | \$ 9,446,612 |



★ Sixth consecutive year presenting a balanced operating budget.

Read our audited financial statement at www.brockvillegeneralhospital.ca/AnnualReport



\$1.34 Million Community Investment via the Brockville and District Hospital Foundation
18,550 Hours Dedicated by the Brockville General Volunteer Association