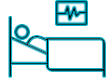



Quick Facts for 2023-2024



- 172 Patient Beds
- 30,083 Emergency Visits
- 8,126 Surgical Procedures
- 77,153 Diagnostic Imaging Exams
- 29,684 Ambulatory Visits
- 4,172 Acute Care Admissions
- 669 Mental Health Admissions
- 201 Rehabilitation Admissions
- 474 Complex Medical Management Admissions
- 332 Births



- ★ The Canadian Institute for Health Information highlighted that Brockville General's Emergency Department wait times are one of the lowest across the province.



Watch our Year in Review video at www.brockvillegeneralhospital.ca/AnnualReport

Quick Facts for 2023-2024



314 Medical Staff Credentialed
 587 Nurses and Allied Health
 316 Support Staff
 117 Administrative Staff
 235 Volunteers




★ 85% of staff are satisfied with their job at Brockville General.



Total Operating Revenue	\$130,710,146
Ministry of Health Allocation	\$106,600,945
Patient Services	\$16,404,196
Other Revenue	\$7,705,005
Total Operating Expenses	\$130,706,782
Staffing	\$93,713,677
Supplies and Other Expenses	\$27,595,653
Amortization	\$ 9,397,452



★ Seventh consecutive year presenting a balanced operating plan.
 Read our audited financial statement at www.brockvillegeneralhospital.ca/AnnualReport



\$12.5 Million Community Investment via the Brockville and District Hospital Foundation
 21,600 Hours Dedicated by the Brockville General Volunteer Association